

USING GOOGLE JAMBOARD TO TEACH WRITING SKILL

Marwah

STAIN-Mandailing Natal.

Corresponding author's e-mail: Marwah.lubis@gmail.com

Abstract

This paper explains about how to use Google Jamboard as a digital media to teach English language with the subject of writing skill. This paper does not use a research methodology because the content of this paper is an explanation of the Google Jamboard, identification of the tools and their use in the Jamboard, and also strategies for displaying the Jamboard when carrying out the learning process both virtual meeting and face to face in the classroom. Google Jamboard is one of digital boards where the writer can write, draw and created their ideas with use some tools in Jamboard application. Through Google Jamboard, teacher will find it easier to collect, correct, and save student's writing project because in one link all students can write or edit the Jamboard file. So, this is very effective to use as a digital learning media, especially learning English in the form of writing skills lessons.

Keywords: Jamboard, Teaching, Writing

INTRODUCTION

The development of technology in the modernization era right now, it will automatically demand the world of education to develop its potential by adjusting the needs of technology in carrying out the educational process, especially in the learning process. Therefore, teachers must be able to be creative in developing skills not only in the field of science that they will teach, but must be able to be creative in using digital technology as a learning media that can provide convenience and high motivation for teachers themselves and students in carrying out learning process activities. Fahkrudin. et al (2019) said that modern technology is inevitable in the current situation of education, it has great possibilities to cover variety of students' learning styles to more helpful for supporting the teaching and learning process. Haris et al (2017) said that today's world is drowning us in an ocean of technological tools and gadgets, in the world of education, without exception, technology has become a part of teaching tools as well as a support for learning, this can be seen up close in language learning, implementing technology tools and applications might be a good approach.

One of the digital media that can be used in learning English is Google Jamboard. It is a type of a digital whiteboard that provides tools for writing text, images, and others. So that, teachers can create learning materials to be taught and share them with students at any time via the Jamboard link that has been created. In addition to the teacher, students can also edit and write their ideas in the Jamboard that is

distributed by the teacher. Google Jamboard digital media is very effectively used in the distance learning process and face-to-face learning process that is intended to do student homework. By using a Jamboard as a student homework collection tool, it will be easier for teachers to collect, correct, and store student assignments neatly because the Google Jamboard will be stored on Google Drive owned by the teacher or the students themselves.

The use of Google Jamboard as a learning media will support the Independent Curriculum where is designed to make students more active in projects. Caesaria (2022) said that the independent curriculum, which is designed to be simpler and more flexible to make students more active, this is because the types of activities in this curriculum are more relevant and provide more space for project-based tasks or project bases. This shows that schools that will implement an independent curriculum will be required to be more creative and sophisticated in utilizing technology, especially technology that can be used as a media in carrying out the learning process.

Therefore, in this paper the author will introduce Google Jamboard as a learning media for writing skills that is suitable for use by teachers and students in carrying out creative and interesting learning processes, both distance learning and face-to-face learning in the classroom.

The Nature of Google Jamboard

Google Jamboard is a type of digital whiteboard from Google that can be used to interact directly through virtual by teachers and students. Rosidah (2021) said that Jamboard is a digital whiteboard from Google that has been integrated with various cloud services. Jamboard is here to facilitate collaboration in real time between teachers and students in virtual, so that they can make learning more interesting and interactive. NSW government (2015) also explained that Jamboard is Google Suite's digital whiteboard that offers a rich collaborative experience for classrooms, so that teachers and students can create a Jam, edit it from its device, and share it with others. Everybody can collaborate on the Jam anytime and anywhere.

It shows that by using Google Jamboard teacher can make the learning process easier and more interesting because students and teacher can interact directly in explaining the subject matter on the Google Jamboard media. Here also the teacher can invite students to sketch ideas, solve problems or draw collaboratively and

synchronously on a link jamboard that has been made because Google Jamboard has complete equipment that can be used in writing, and inserting images from a computer and an android.

One of the advantages possessed by Google Jamboard is that there are features that can be used as a forum for collaboration and sharing. Google Jamboard can also facilitate of modernization learning needs that emphasize the 4C principles are communication, critical thinking, creativity and collaboration. Trask (2022) said that the great thing about the Jamboard is that it can be used in many different ways that fit various teaching styles. It keeps teaching and students learning fresh, engaging, and continually improving. In addition, Google Jamboard is also integrated with other Google applications such as Google Drive which functions as a file storage and creates links that will be shared with others.

Based on the explanation above, it can be concluded that Google Jamboard is a digital learning media in the form of a blackboard that can be used by teachers and students in achieving learning goals in the era of modernization like now where an independent curriculum will be implemented for high school with the principle of learning by emphasizing communication skills, critical thinking, creativity and collaboration. Jamboard can also be used as a virtual media for all subjects, especially learning English in writing skill because students will immediately pour their short writing ideas in the Jamboard.

The Nature of Writing Skill

Talk about english language skills, so there are four skills that must be mastered by students, They are listening skills, speaking skills, reading skills and writing skills. English Club (2022) expalained that there are four skills that we need when we learn a language, learn to listen first, then to speak, then to read, and finally to write. Listening skill is the ability of how a student understands and captures the ideas conveyed by the speaker; while speaking skill is a student's ability to express and convey the ideas he has orally so that it can be understood by the listener; reading skill is the ability of a student to understand the ideas or material in the text that he reads; while writing skill is the ability of a student to convey the ideas he has in the form of

text or writing so that other people who read easily understand and interested in reading it. Reszy (2013) explained that writing is the process of transferring information and knowledge between writer and reader. It means that from the writer's writing, the reader will get the required information.

Isriana in Dahnianti (2018) said that writing is one of the ways to transfer an idea or information which is form in writing on a piece of paper or the other area. Supiani (2017) said that the writing is a tool of communication in a written form such as email, business letters, newspapers, diary, and so on, where this skill is essential part to convey our thoughts, ideas and organize them into sentences or paragraphs. Brown in Saifuddin (2016) said that writing is a way of life where It is can be the development of ideas, argument, logic cause and effect. In this process, this is where the function of a teacher to improve his abilities and balance them with the technological needs of today's modern era so that students will more easily understand the lessons being taught and be able to utilize technology as a forum for pouring information and useful ideas or scientific work that they want to published. It means that the teacher role is very important, because the teacher will guide the students to write about something correctly in learning process.

In simple terms, writing skill can be interpreted as a writing skill that is carried out by someone with the aim of expressing ideas in writing. The better a person's writing skills, the more communicative and interesting his writing is read by people, the stronger the influence he is able to grow as feedback. In essence, feedback from the reader is what then becomes the final goal of a writing skill. Mufidah (2021) said that in learning process, writing can be learning style to get a good result of their learning. Sidekli (2013) explained that by writing the students can be expressing their idea, opinions, knowledge, experiences, and their willingness. In the era of modernization like now, the scope of writing is not only in the form of printed writing, but has been growing with the development of technology that provides publication sites for works or publications of ideas through digital, therefore, learning writing skills in schools have to adapt students' writing skills to technological developments.

Longan (2012) mentions that there are two reason that writing skill is important for the students, the first one is writing is a basic need for English learners to support their academic success, and the second one is writing is a practical need to

support their future career. So that, by good writing skill will automatically help learners to do their written assignment and their job requirements, especially in the use of email and message. Writing skill should be learned and mastered well by the students because it can be inferred that writing is an important skill that can support students' academic success and future career.

Based on the generic structure and the dominant language features used, there are several types of text that will be taught by the teacher to students in learning writing skills, they are narrative text, recount text, descriptive text, report text, analytical exposition text, hortatory exposition text, explanation text, procedure text, review text, anecdote text, discussion text, spoofs text, and news items text. Fais (2016) explained that there are several types of texts based on generic structure and language feature dominantly used, they are narrative, recount, descriptive, report, explanation, analytical exposition, hortatory exposition, procedure, discussion, review, anecdote, spoof, and news item. All types of texts studied will be more interesting when using Google Jamboard as a digital media in carrying out the learning process because in Google Jamboard all students are able to write their respective texts collaboratively on one Jamboard link, students will choose a page where they will write their ideas based on direction of the teacher. Beside that, students can also read their friends' texts directly through the same link anywhere and anytime as long as the Jamboard file stored on Google Drive .

DISCUSSION

Device used

By using Google Jamboard, teachers can involve all students in one learning time because the devices used for Google Jamboard are all android devices, tablets, IOS, chrombooks, laptops and computers. In fact, almost all junior high school, senior high school and college level students at least already have an Android cellphone that can be used for technology-based learning.

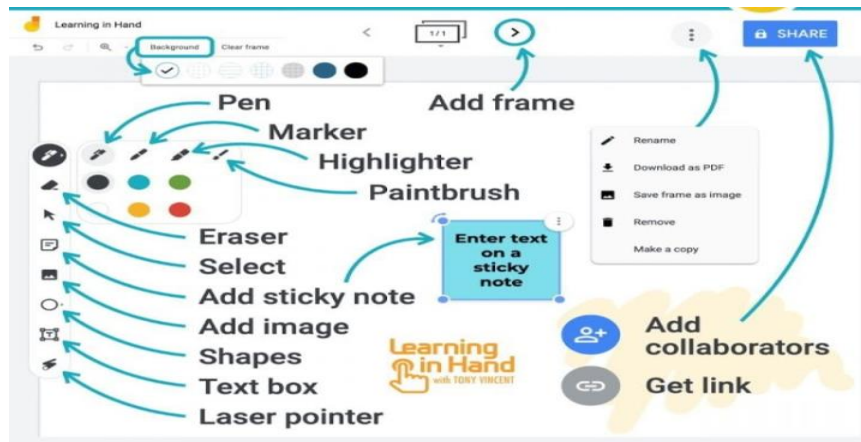
Tools Introduction

Picture 1. Google Jamboard Symbol



Source: google image

Picture 2. Jamboard tools



Source: google image

Table 1. How to use the Jamboard tools

Tool	How to use
Pen	<ul style="list-style-type: none"> Choose a pen tool Write or draw on the Jamboard Tap a marker, highlighter, or brush tool to change a pen. Tap a color to change colors.
Eraser	<ul style="list-style-type: none"> Choose the eraser symbol Touch and hold the eraser tool to show the Clear Frame option
select	<ul style="list-style-type: none"> Choose select tool to grab objects and drawings made with the pen tools. You can move object around by tapping and dragging select tool
Sticky note	<ul style="list-style-type: none"> Tap Insert note on the toolbar Tap a color to change the note's color. Use the on-screen keyboard to add text to the note
Image	<ul style="list-style-type: none"> Insert an image to jamboard from your computer or your android
Shape	<ul style="list-style-type: none"> Choose shape and draw to your jamboard Insert your text in the shape Tap shape recognition to format shape Tap autodraw to clean up drawing
Text box	<ul style="list-style-type: none"> Choose the text box and write the text in the box

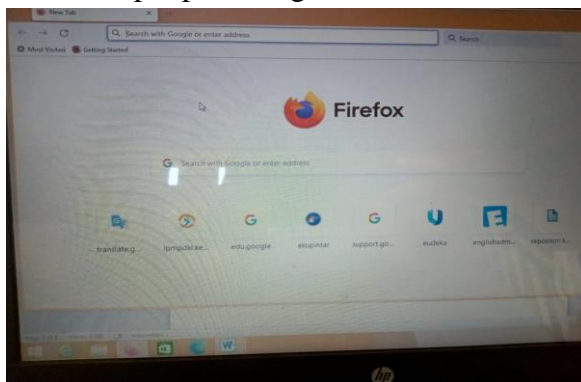
Laser pointer	<ul style="list-style-type: none">• Select the laser pointer and use your finger on the board.• The file will see by other users who are looking from phone when content is being presented.
---------------	---

Based on the table above, it can be seen that the tools in the Jamboard are not different from the tools in other drawing applications. The use of symbols is very easy to understand so that is easy to use, with the sky note which offers a variety of colors to make the writing and background of the Jamboard so interesting. Students can also work based on their favorite colors and images so that the results of the Jamboard looks attractive.

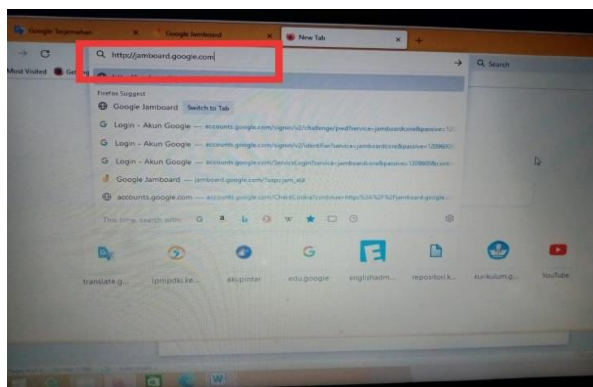
How to use Google Jamboard

The way how to use Google Jamboard via website

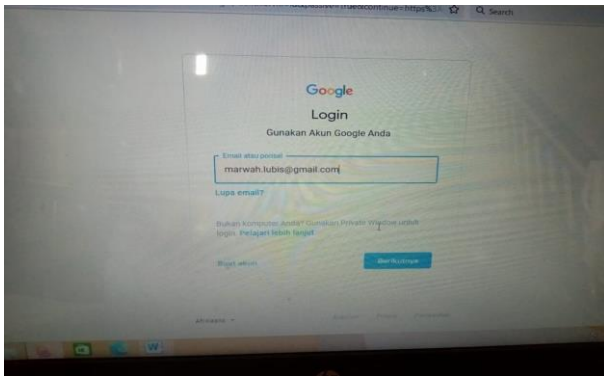
The first step, open Google web via Mozilla or chrome



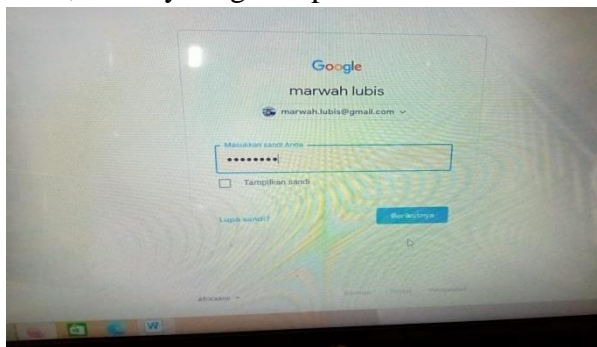
Second, input the site <http://jamboard.google.com>



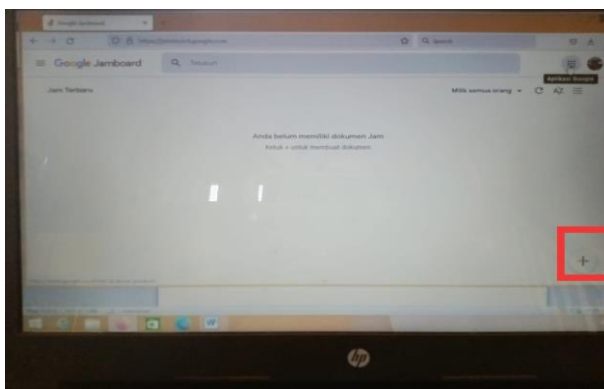
Third, go to Google jamboard by using personal Gmail



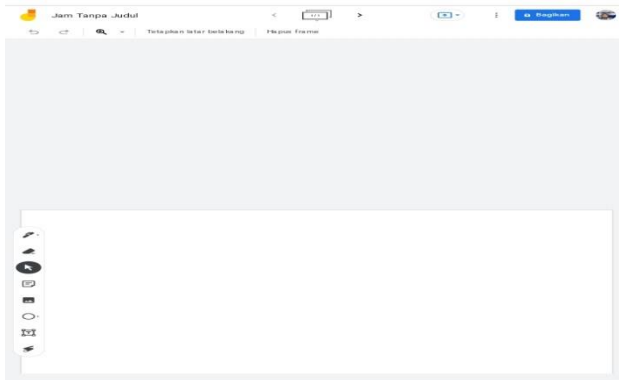
Fourth, insert your gmail password



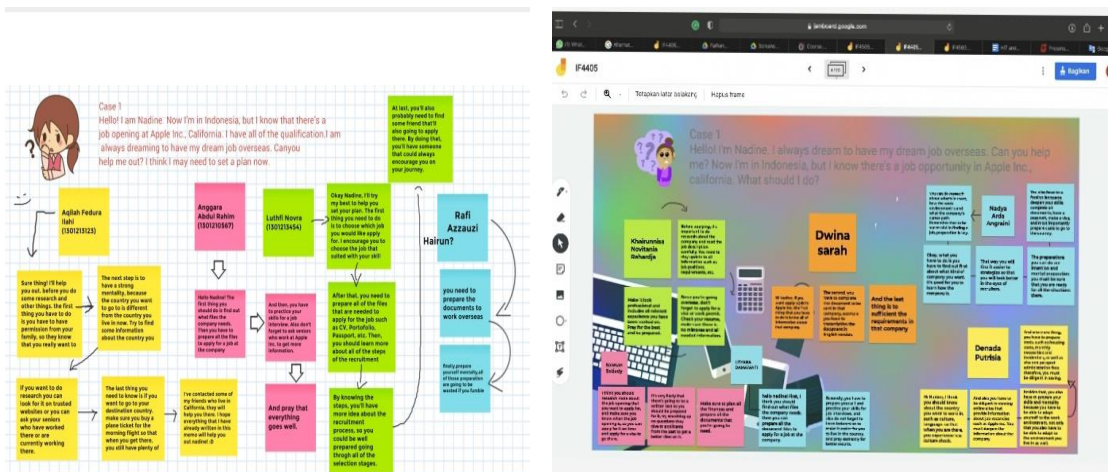
Fifth, click the plus (+) symbol to add a new jamboard file on google drive



Sixth, the jamboard pages is open, start draw or write on the jamboard according to your own creation.



The example of writing text about suggestion between teacher and students. The teacher writes a text about a dream job, then the students write suggestions on a particular problem page.



Finally, After the writing in the Jamboard is finished, the writing will be automatically saved in the form of a file on your Google Drive.

If Google Jamboard is used through an installed application, so the method of use remains the same as using the website, the difference is that the installed application does not need to open the <http://jamboard.google.com> website, but immediately opens the Google Jamboard application. It will automatically go to Google drive where the Jamboard file is stored, so teachers or students can directly edit existing files or create new files Jamboard.

From the explanation and picture above, it can be seen that it is very easy to apply Google Jamboard to be an interesting digital learning media, additional things that

the teacher must prepare are the content of the material to be taught and image media in the form of supporting learning materials.

Teaching writing skill through Google Jamboard Application Via Virtual Meeting

1. Pre-teaching activity via virtual meeting
 - a. The teacher share link meeting via wa group for inviting to join meeting.
 - b. The teacher has finished preparing the writing skill material on Google Drive using the Google Jamboard application
 - c. The teacher starts meeting
 - d. The teacher greets the students at virtual meeting
 - e. The teacher asked about last week lesson
 - f. The teacher shows the text on jamboard and asked the questions about the text
2. Whilst-Teaching Activity via virtual meeting
 - a. The teacher shares the file jamboard on meeting, so the students can see the slide clearly
 - b. The teacher explains about the topic writing is kind of the text such as narative text
 - c. The teacher shares the jamboard file to the students via wa group
 - d. The teacher asks all students to write an example of narrative text on the jamboard slide which provided by the teacher
 - e. The teacher corrects the text writing of each student
3. Post-Teaching Activity via Virtual Meeting
 - a. The teacher concludes the lesson by asking questions to the students
 - b. The teacher invites another students to conclude the lesson today
 - c. If there is no questions from the students, so the teacher gives a home work about narative text to the students. Homework is doing on one link jamboard aplication for all students.

From the teaching procedure of writing skill above, it shows that teaching writing skill using Google Jamboard is very effective as a digital media in carrying out the virtual and collaborative learning process.

Teaching writing skill through Google Jamboard Application in classroom

1. Pre-teaching activity in the classroom
 - a. The teacher has finished preparing the writing skill material on google drive using the Google Jamboard application
 - b. The teacher greets the students face to face
 - c. The teacher asked about last week lesson
 - d. The teacher shows the text or picture on jamboard by use infocus screen and asked the questions about the text or picture
2. Whilst-Teaching Activity n the classroom
 - a. The teacher explains about the topic writing is kind of the text such as narative text
 - b. The teacher asks all students to use their smarphone
 - c. The teacher shares the jamboard file to the students via wa group in classroom
 - d. The teacher asks all students to write an example of narrative text on the jamboard slide which provided by the teacher
 - e. The teacher corrects the text writing of each student in the classroom
3. Post-Teaching Activity in the classroom
 - a. The teacher concludes the lesson by asking questions to the students
 - b. The teacher invites another students to conclude the lesson today
 - c. If there is no questions from the students, so the teacher gives a home work about narative text to the students. Homework is doing on one link jamboard aplication for all students.

From the teaching procedure of writing skill above, it shows that teaching writing skill using Google Jamboard is very effective as a digital media in carrying out both of the virtual meeting and in the classroom learning process.

CONCLUSION

Based on the previous discussion, it can conclude that in order to help the students to develop their english writing skill in digital era right now, the teacher should pay more attention to activities, material, and media. The teacher is expected to be a good designer in facilitating the learning process both in virtual and in the classroom

learning process. Applying “google jamboard” as a digital media in the process of learning students' writing skills is one of the effective teaching techniques to do. By jamboard make the teaching and learning process more interesting, students can collaborate in innovative ways, and create an interesting teaching and learning process both virtual and in the classroom.

REFERENCES

- Caesaria, Sandra Desi. 2022. *Khusus SMA, Ini Bedanya Kurikulum Merdeka dan Kurikulum Sebelumnya*.
<https://edukasi.kompas.com/read/2022/02/12/211349271/khusus-sma-ini-bedanya-kurikulum-merdeka-dan-kurikulum-sebelumnya?page=all>.
- Dahnianti, A. (2018). *Using The Students' Visit To Increase Their Ability in Writing Descriptive Text*.
- EnglishClub. 2022. *The four language skills*. <https://www.englishclub.com/learn-english/language-skills.htm>
- Fakhruddin, Zulfah dkk. 2019. *Technology-Based Teaching Material development Training For Pre-Service Teachers To improve Students' Learning Outcomes*. Journal of Literature and Language Teaching Volume 10, Number 01, April 2019, 87-102. <http://jurnalfahum.uinsby.ac.id/index.php/nobel/article/view/173/131>
- Fais, Muhammad. 2016. *KINDS OF TEXT IN ENGLISH*.
<https://muhammadfaishalblog.wordpress.com/2016/12/02/13-kinds-of-text-in-english/>
- Haris, M., Yunus, M & Badusah, J. 2017. *The Effectiveness of Using Padlet in ESL Classroom*. International Journal of Advanced Research (IJAR). 5(2).783-788. Selangor.
- Longan, L. 2012. *Collage Write Skill (6th ed)* New York, NY: MC Graw-Hill Companies
- Mufidah, Ismu Laily. 2021. *Enhancing English Writing Skill Through Poew Strategy*. *Journal of Language, Literature, Culture, and Education*. e-ISSN: 2747-005, Vol.2, No.1, 2021, 26-40 DOI: <https://doi.org/10.54923/transkata.v2i1.48>
- NSW Government. 2015. *Technology 4 learning*.
<https://t4l.schools.nsw.gov.au/resources/professional-learning-resources/google-resources/google-jam-board.html>
- Reszy, Y. H. 2013. *Teaching Witing Descriptive Text by Using Environmental Observation Strategy*. English Language Teaching
- Rosidah, Ati. 2010. *Pemanfaatan Google Jamboard Sebagai Media Untuk Pembelajaran Interaktif Selama Pembelajaran Jarak Jauh*. Jakarta: Balai Penjaminan Mutu Pendidikan DKI Jakarta
- Saifuddin, S. 2016. *The Effectiveness of Theaching Writing Descriptive Text Using English Tourism Brochure at The Eight Grade Students of SMPN 1 Kepil Wonosobo in the Academic 2012/2013*. Jurnal portagaruda.
- Sidekli, S. 2013. *Story Map: How to Improve Writing Skill*: Academic Journals, 8(7) 289-296

Supiani. 2017. *Teaching writing skill through collaborative writing technique: from theory to practice*. JEELS, Volume 4, Number 1, May 2017.
<file:///C:/Users/USER/Downloads/330-1069-1-PB.pdf>

Trask, Katie. 2022. *How Mason City Community Schools use Jamboards to give all students a voice*. <https://edu.google.co.id/why-google/customer-stories/mason-city-community-schools/>